

# 磁共振规范化扫描方案（3.0T）

---中华磁共振应用学院系列教材

# 肝脏



imagination at work

# 肝脏弥散后处理

GE Medical Systems  
Funtool 7.4.01d

zhou jia lin

New Application

ADC

Tools:

Undo Redo

The GIMP



### Processing Thresholds

- Set sliders to select range of MR Units to be processed.

Pixels within the selected range of values are shown in green.

Noise: 23 Upper: 5188

Close Back 1/3 Next



### B Values

Fill the area with the list of b values of the sequence. Use - to skip an image. There must be one b value of zero or less than 10, corresponding to the base T2 image.

For instance, the pattern 1000 0 - - - corresponds to an acquisition where the first image is a diffusion weighted image, the second image is a T2 weighted image, and the three last images are skipped.

b values (s/mm<sup>2</sup>) 800 0 - - -

Close Back 2/3 Next



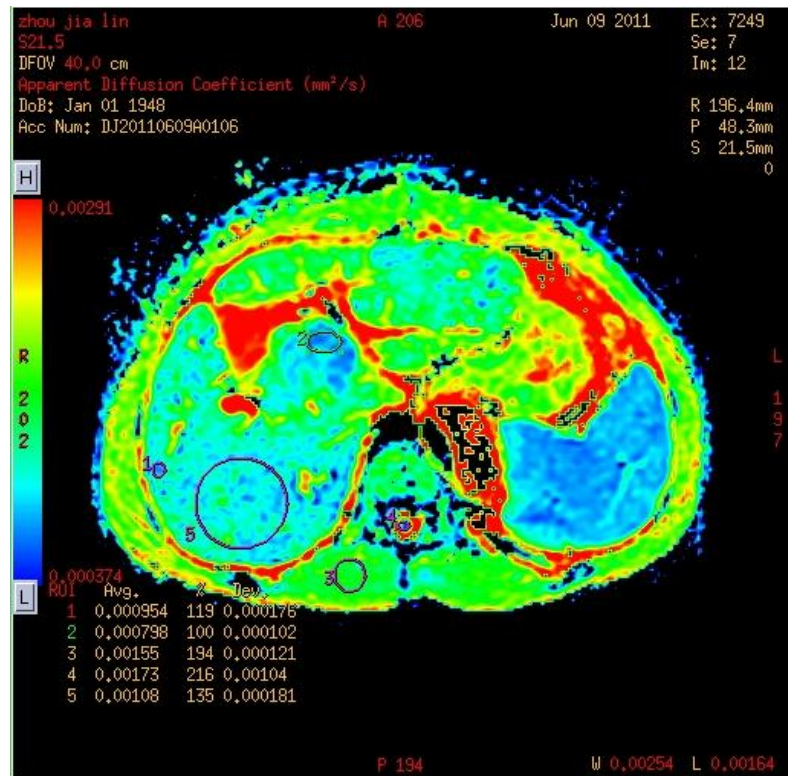
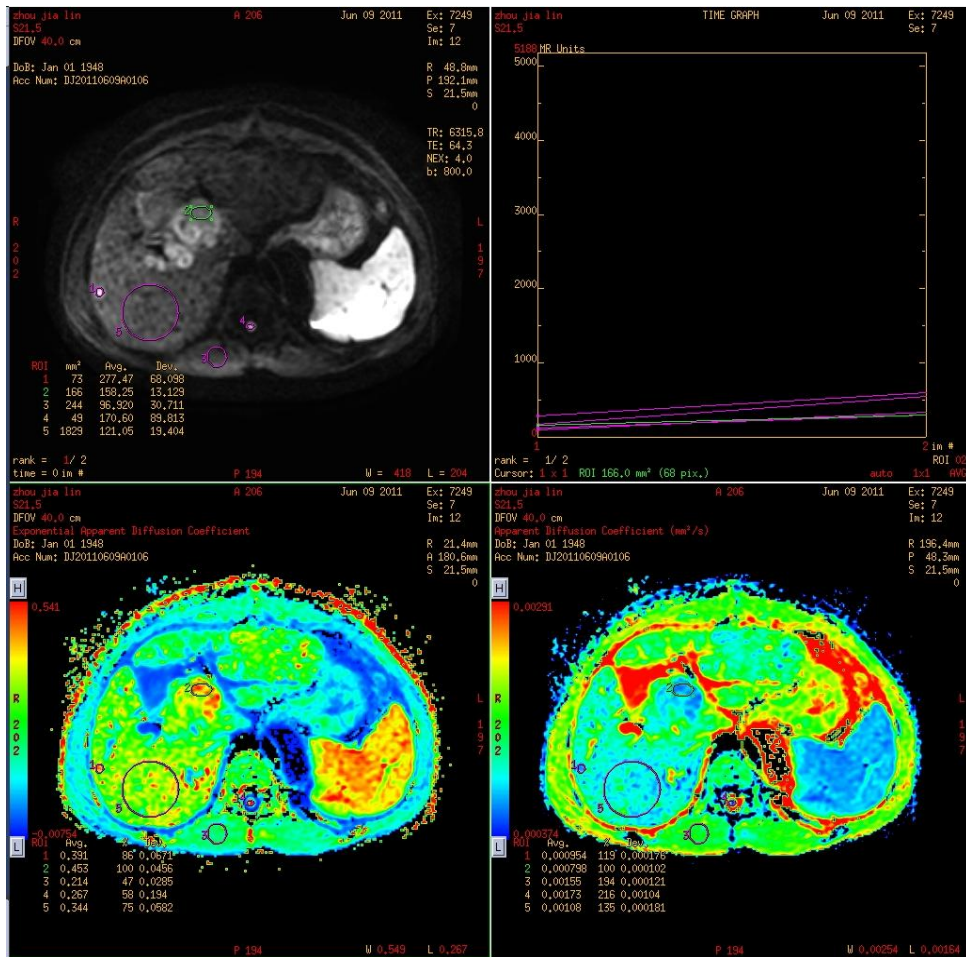
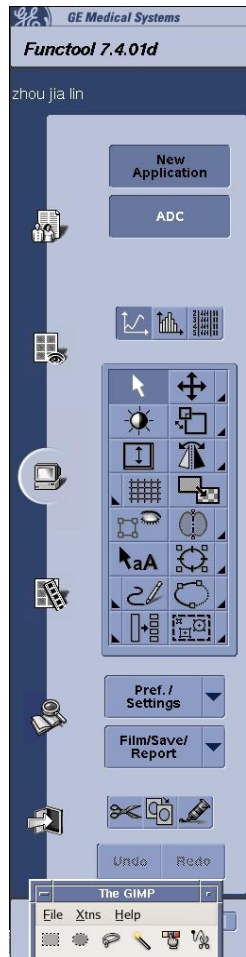
### Final Settings

b-values	800 0 - - -
Threshold	Noise 23 Upper 5188

Advanced Settings Compute

Close Back 3/3 Next

# 肝脏弥散后处理



# 磁共振规范化扫描方案（3.0T）

---中华磁共振应用学院系列教材



imagination at work